

COLLECTIVE

Visual Access Guide



Contents

In this guide, you will find images of our site to help you plan your visit.
Please get in touch with any further access questions:

Email: mail@collective-edinburgh.art Phone: 0131 556 1264

Map	1
Getting here	2
Buildings	4
Facilities	9
Site	10

Getting Here

Approach

Collective is located at City Observatory, 38 Calton Hill, Edinburgh, EH7 5AA. This is the large walled complex at the top of Calton Hill.

You can get to the top of Calton Hill via the pedestrian steps at Waterloo Place, the pedestrian path slope from Blenheim Place/Royal Terrace, or the vehicle access road from Regent Road.

Waterloo Place Steps



Access road from
Regent Road



Slope from
Royal Terrace



Parking

At the top of the hill there is a turning circle. Blue Badge holders may park around this circle.

Vehicles and taxis are welcome to drop-off and pick-up, but cannot park here.



Entrances

South Gate

As you approach our site from Waterloo Steps, you will see a double-doored gate in the wall, which will bring you to the front of our City Observatory.

There is a small step through the gate, and there is a set of steps to enter the rest of the site.



East Gate

As you approach our site from Royal Terrace or Regent Road sides, you will approach the turning circle and see a large double-doored gate which brings you to our coffee Kiosk.

This is a step-free entrance to our site.



Buildings

City Dome Gallery

To the right of the coffee kiosk, is the entrance to the City Dome Gallery. This is a circular brick building with one room.

There is usually a bench inside this gallery, but it depends on the exhibition.




Hillside Gallery

To the left of the Play Shelter, there is the Hillside Gallery. This is a white-cube gallery space.

There is usually a bench in this gallery, but it depends on the exhibition on show.

As you enter the gallery, our offices are to the right. There is a toilet located in this gallery for staff, with public use only for baby-changing facilities.




Play Shelter

Continuing anti-clockwise round our circular site from the City Dome Gallery is our wooden play shelter.

We often hold workshops and events here. You can also shelter from the wind here.

Usually there are tables and benches here, which you are welcome to use.



Transit House

As you continue anti-clockwise around our site, you will see Transit House to the right. This building is usually closed to visitors.



Observatory House

On the south-west corner of the site sits Observatory House, an old gothic house that we use as rentable accommodation. More information is available online [here](#).



City Observatory

The central building on our site is the City Observatory. The main access route is via a set of large steps. There is step-free access via a wrap-around slope that leads up to the viewing terrace and on to the main building. There is a step up into the building itself with a small ramp.




Inside is a shop, our library (a gallery space), and a telescope. To the left as you enter, there is an accessible toilet. To use this toilet, please ask a member of staff at the shop desk for a key. Inside the City Observatory, there is usually seating available.



Telescope



Shop



Accessible toilet



Library

Facilities

Toilets

The visitor toilets are located ahead from the Play Shelter, underneath Cafe Calton's building. There are two gender-neutral toilets here.

These are not accessible toilets - the only accessible toilet can be found at the City Observatory.

There are no baby-changing facilities here - these can be found at the Hillside Gallery.

Free period products are available in all toilets.



Cafe Calton

On the north-west corner of the site is Cafe Calton, a cafe serving breakfast, lunch, drinks and evening small plates.

This can be accessed by following the path anti-clockwise around our site until you get to the western terrace which looks out to the west of the city.

[More information is available online.](#)



The Kiosk

Our coffee kiosk is open during our opening hours, and offers coffee, tea, and snacks; and you can also ask questions about what is on at Collective that day.



Site

Paths

Our site is accessible by wheelchair, via the paths that run around the circular site. However, these can get muddy and wet during harsh weather, and can be difficult to navigate at times.



Viewing Terrace

Behind the City Observatory building is the viewing terrace, where you can see panoramic views. The ground is made of small stones, which may be hard to push a wheelchair over. There is a large concrete bench for seating.

